


There was an Old Lady who Swallowed a fly
EDUCATION PACK

The People's Theatre Company

www.ptc.org.uk



The People's Theatre Company presents

**There was an old lady
who swallowed
a fly**



**Based on the classic nursery rhyme
created by Steven Lee**

www.ptc.org.uk



The People's Theatre Company

TABLE OF CONTENTS

About The People's Theatre Company	3
More Stuff for School	3
Introduction	4
Coverage of The National Curriculum	5
Literacy	7
Literacy	8
SCIENCE	9
PSHE and Citizenship	10
D&T	11
Literacy: Speaking and Listening	12
ITC	13
Resources	14

ABOUT THE PEOPLE'S THEATRE COMPANY

The People's Theatre Company was set up to make quality theatre accessible to everyone. Our award winning shows have played to sell out crowds up and down the country and each year the company brings that same standard of theatre into schools and youth groups to provide drama training, PPA cover and specialised workshops. If you would like details of any of these services please contact us at ptc@ptc.org.uk.



To find out more about The People's Theatre Company, our past productions, workshops and There Was An Old Lady who Swallowed A Fly, visit our website at www.ptc.org.uk. You can also email us directly at ptc@ptc.org.uk

MORE STUFF FOR SCHOOL

The PTC is committed to its audience of young people and as part of that commitment we want drama to be available to everybody. To that end we are happy to provide schools and youth groups with affordable, quality drama training, PPA cover and specialised workshops. If you would like details of any of these services please visit us at www.ptc.org.uk/Education or contact us at ptc@ptc.org.uk.



INTRODUCTION

Welcome to the education pack for *There Was An Old Lady who Swallowed A Fly*, presented by the People's Theatre Company.

This pack is designed as a flexible resource for teachers of Key Stage 1.



It has been prepared so that you can deliver lessons across the curriculum that will link in with the People's Theatre Company's show, *There Was An Old Lady who Swallowed A Fly*.

You can use this free pack whether you come to see the show or not (although we'd love it if you did!). You are welcome to use as much or as little of the pack as you wish, choosing a one-off activity or using it as the basis for a cross-curricular exploration of the themes in *There Was An Old Lady who Swallowed A Fly* with resources at the back of the pack.



The links to the Key Stage 1 National Curriculum are indicated at the start of each lesson although many will also be relevant to early Key Stage 2.

COVERAGE OF THE NATIONAL CURRICULUM

En3 Writing

- 1.b. sequence events and recount them in appropriate detail
- 1.c. put their ideas into sentences
- 1.d. use a clear structure to their writing
- 1.e. vary their writing to suit the purpose and reader
- 1.f. use the texts they read as models for their own writing.



Sc2 Life processes and living things

- 2.b. that humans and other animals need food and water to stay alive
- 2.c. that taking exercise and eating the right types and amounts of food help humans to keep healthy




PSHE & Citizenship

- 3.a. how to make simple choices that improve their health and wellbeing
- 5. d. make real choices



D&T

- 2.c. measure, mark out, cut and shape a range of materials
- 2.d. assemble, join and combine materials and components
- 4.b. how mechanisms can be used in different ways [for example, wheels and axles, joints that allow movement]




Speaking and Listening

- 4.a. use language and actions to explore and convey situations, characters and emotions
- 4.b. create and sustain roles individually and when working with others
- 11.b. presenting drama and stories to others [for example, telling a story through tableaux or using a narrator]



ICT

- 1.a. gather information from a variety of sources [for example, people, books, databases, CD-ROMs, videos and TV]
- 2.a. to use text, tables, images and sound to develop their ideas
- 3.a. how to share their ideas by presenting information in a variety of forms [for example, text, images, tables, sounds]
- 5.b. exploring a variety of ICT tools



LITERACY

Lesson 1

En3 Writing

- 1.b. sequence events and recount them in appropriate detail
- 1.c. put their ideas into sentences
- 1.d. use a clear structure to their writing
- 1.e. vary their writing to suit the purpose and reader
- 1.f. use the texts they read as models for their own writing.

Objective

To be able to retell the story through pictures and sentences.

Introduction

In pairs, discuss the different ways they have experienced stories (books, picture books, orally, television, theatre etc). Share as a class, listing them on the board. In pairs again, what do they like about each one? Share as a class ensuring comic strips are discussed.

Main activity

What are the features of a comic strip? (captions, illustrations, speech bubbles etc.) As a class re cap on the story of There Was An Old Lady who Swallowed A Fly recording the animals in the correct order on the board.

Children to create a comic strip of the story using the writing frames in the Resource section of this pack.

Plenary

In groups, share comic strips and check that everyone has all the animals in the correct order and have used some of the features of a comic strip. Recap on the key features of a comic strip.

LITERACY

Lesson 2

En3 Writing

- 1.b. sequence events and recount them in appropriate detail
- 1.c. put their ideas into sentences
- 1.d. use a clear structure to organise their writing
- 1.e. vary their writing to suit the purpose and reader
- 1.f. use the texts they read as models for their own writing.

Objective

To write a story in the style of There Was An Old Lady who Swallowed A Fly.

Introduction

In pairs using white boards, draw each of the animals that the old lady swallowed. Make sure they are in the correct order! How could we change the story? Change the main character, change the animals, change the ending etc.

Main activity

In small groups, discuss how you are going to change the story. Plan the story using pictures on whiteboards as a reminder for the writing. Children to rewrite the story changing one element. They can present the story as a comic strip or in any way that you/they like.

Plenary

Share the children's versions. How did they change the story? Who changed the animals? Ending? Main character? What was the easiest to change? What change made the best stories?

SCIENCE

Sc2 Life processes and living things

- 2.b. that humans and other animals need food and water to stay alive
- 2.c. that taking exercise and eating the right types and amounts of food help humans to keep healthy

Objective

To understand that humans and other animals need to eat the right types of food.

Introduction

What did the old lady eat in the story? Does that sound like a good idea? Discuss the difference in sizes of the animals. Would it actually be possible for the old lady to eat those things and would they eat each other whilst in her stomach? Discuss how all animals need to eat the correct food to stay healthy. Discuss what each of the animals might eat.

Main activity

Draw each of the animals, including the old lady.
Draw the food they actually eat next to them.

Extension

Write a sentence saying what the animal eats.

Plenary

Share children's work.

Discuss how all animals need the right food and the right amounts to allow them to live and grow.

PSHE AND CITIZENSHIP

PSHE & Citizenship

3.a. how to make simple choices that improve their health and wellbeing

5. d. make real choices

Objective

To know what a healthy diet is.

Introduction

Talk about what the old lady ate. Do we think it would be a good dinner? What would be a better dinner?

Discuss what a healthy diet is.

Using talk partners, get the children to think of 3 things that would be unhealthy to eat.

Share ideas and record on the board.

Repeat with things that are healthy to eat.

Main activity

Children to draw an A4 sized old lady. Cut out and cut her in half across her waist. Attach her top half to the top of a food bag and her bottom half to the bottom of the food bag. Now draw the animals she ate and cut them out then draw things for a healthy meal and cut out.

Can use the old lady and animals on the print out sheet to simplify/shorten activity. See resources page for instructions.

Plenary

Children to explain their choices for a healthy meal as they 'feed' the old lady (put their drawings into the food bag). Discuss.

D&T

D&T

- 2.c. measure, mark out, cut and shape a range of materials
- 2.d assemble, join and combine materials and components
- 4.b. how mechanisms can be used in different ways [for example, wheels and axles, joints that allow movement].

Objective

To draw an animal silhouette to make a shadow puppet.

Introduction

Explain to the children that shadow puppets were used in many countries to tell stories when not many people could read. Discuss how stories are told using the puppets.

Main activity

In groups make silhouettes of each of the animals that the old lady swallowed and an old lady. Provide each group with pictures to support the puppet making. Attach a straw to the base of each puppet.

Extension

Use split pins to articulate the puppets and use more straws to control the action.

Plenary

Create a puppet theatre (a metre stick between 2 tables with tracing paper attached to it) with a lamp shining on it for the children to try out their puppets. Children to discuss how effective their puppets are.

LITERACY: SPEAKING AND LISTENING

Speaking and Listening

4.a. use language and actions to explore and convey situations, characters and emotions

4.b. create and sustain roles individually and when working with others

11.b. presenting drama and stories to others [for example, telling a story through tableaux or using a narrator]

Objective

To retell a story using puppets.



Introduction

Recap on the story of The Old Lady Who Swallowed A Fly. Can the children join in with the reading? As a class, create prompts for the story on the board.

Main activity

In groups, practice retelling the story using the story prompts on the board.

When the performance is confident introduce the shadow puppets from the DT lesson to enhance the retelling.

Plenary

In groups, using the shadow puppets, retell the story and act out to an audience (another class, parents or just to each other).

ITC

ICT

- 1.a. gather information from a variety of sources [for example, people, books, databases, CD-ROMs, videos and TV]
- 2.a. to use text, tables, images and sound to develop their ideas
- 3.a. how to share their ideas by presenting information in a variety of forms [for example, text, images, tables, sounds]
- 5.b. exploring a variety of ICT tools

Objective

To be able to find images using clipart.

Introduction

Recap on the story of The Old Lady Who Swallowed A Fly, recording each animal in the board. Demonstrate how to find pictures using clipart and paste them into Word.

Main activity

Children to find clipart for one of the animals and paste into Word or Paint. Whilst children are all working, take a pair at a time to take a photo of each other's profile with their mouth open. Upload and save for the children. Children to paste their photo into their work and position the animal in their own mouth.

Plenary

Save and print work.

Recap on how to insert clipart into a document.

Children to find others with the different animals, get into the correct order and show the rest of the class.

RESOURCES

For pictures of the old lady and the animals, colour or black and white

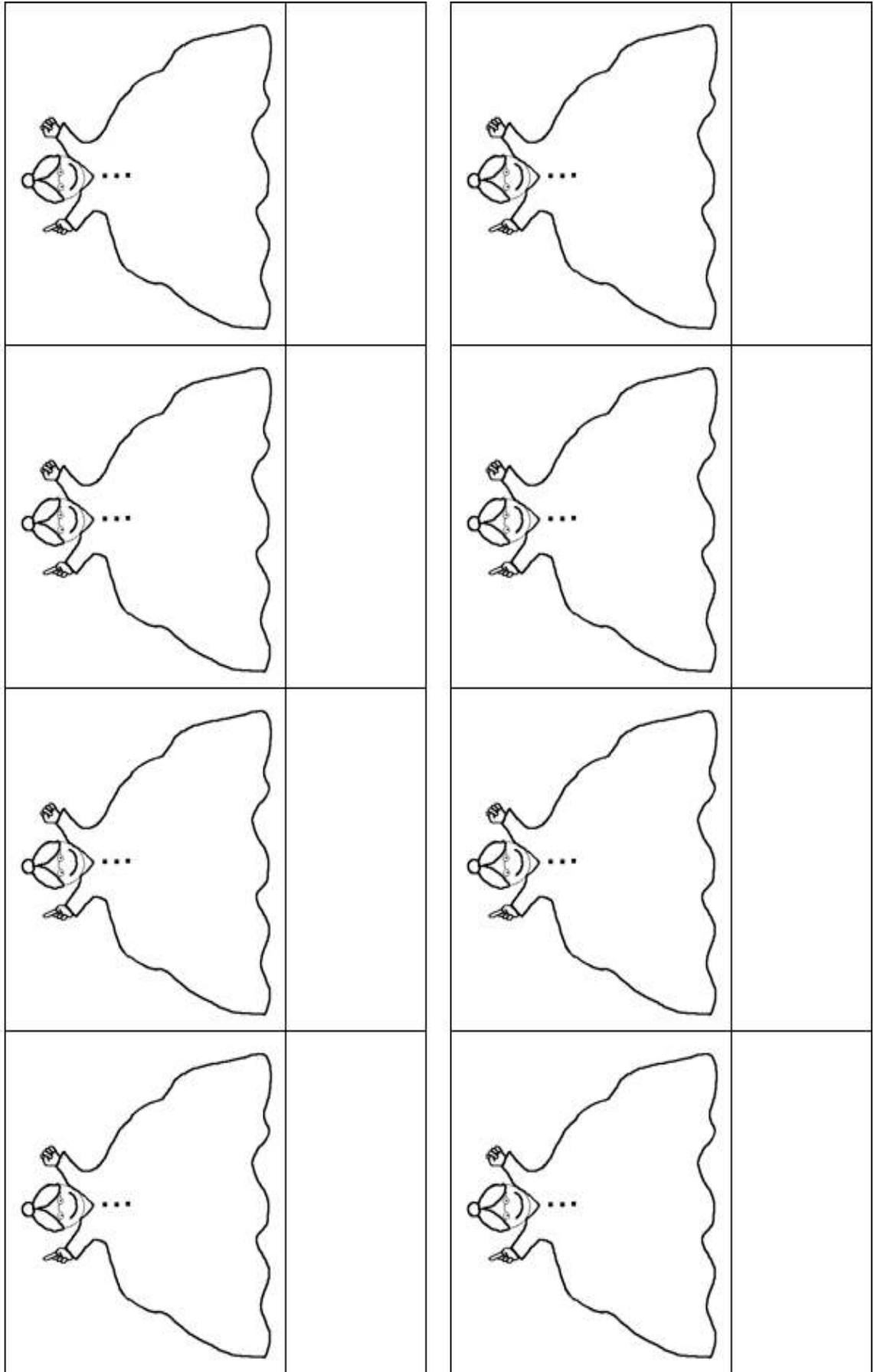
- Google www.kizclub.com
- Click on “Stories and Props”
- Click on arrow in top right hand corner until you come to “There Was an Old
- Lady Who Swallowed a Fly”. DO NOT CLICK ON THE BOOK COVER.
- Click on colour or b/w and print.

- Google www.preschoolprintables.com/
- On left hand side, click on “Felt Board Stories”
- Select “Old Lady/Swallowed a Fly”
- Print

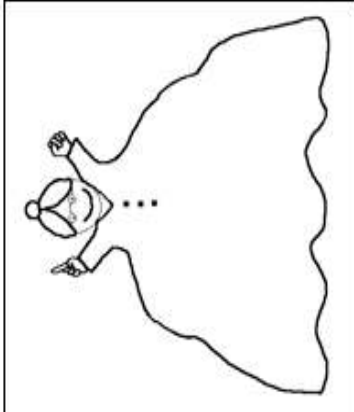
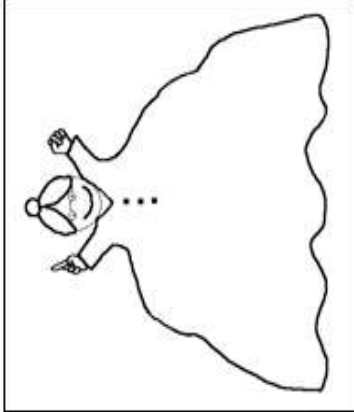
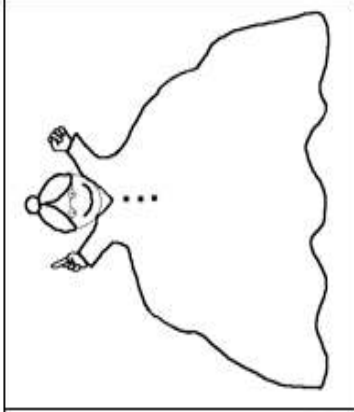
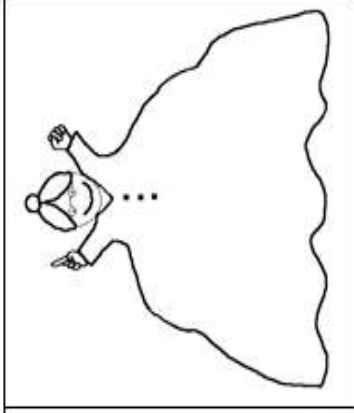
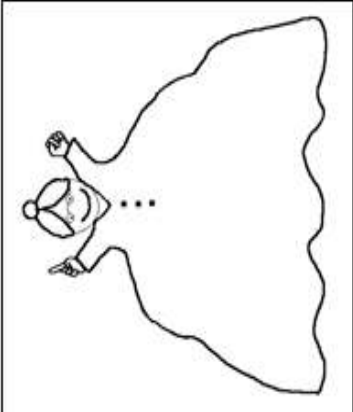
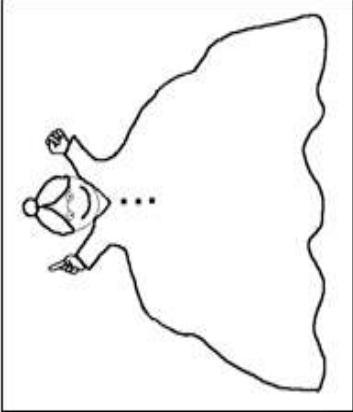
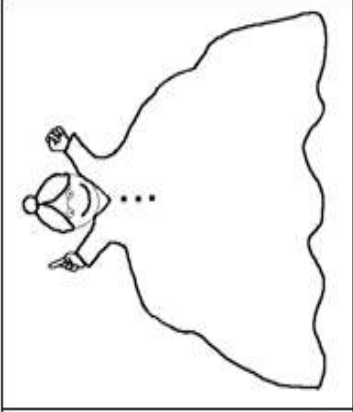
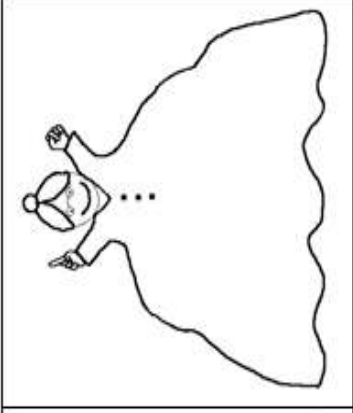
- Google www.carlscorner.us.com Check out the whole site
- Scroll down and on left hand side click on “themes/holidays” then click on “Mother Goose”
- Then scroll down to “There Was An Old Lady who Swallowed A Fly”
- Print off worksheets.

- www.marcias-lesson-links.com
- Scroll past websites to grid and click on “There was an old Lady”-activities

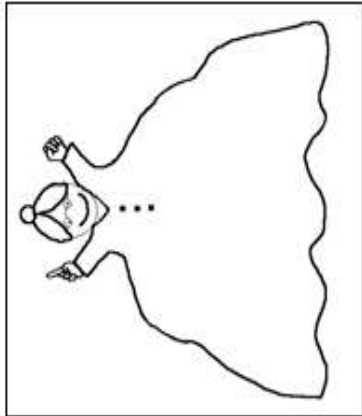
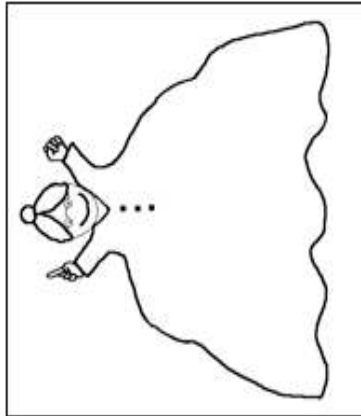
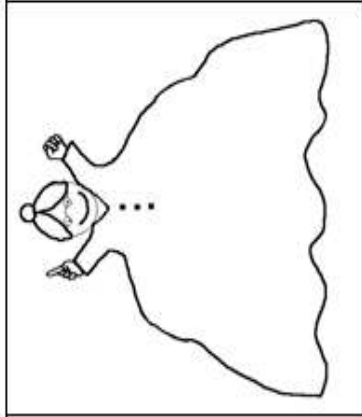
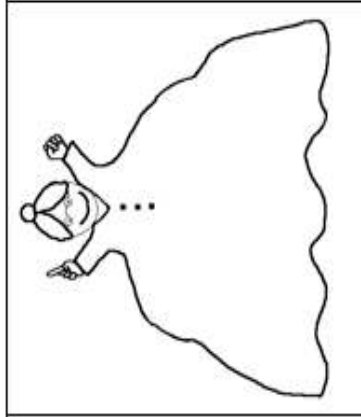
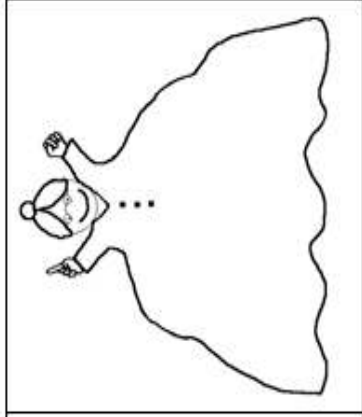
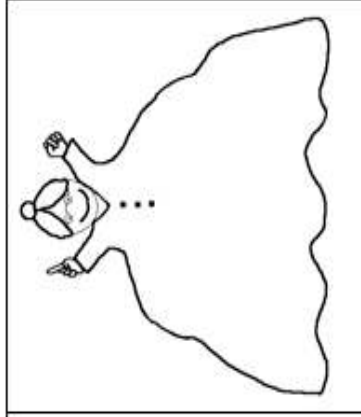
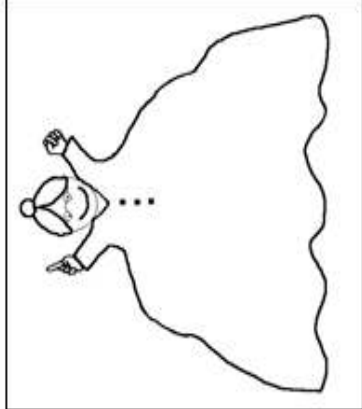
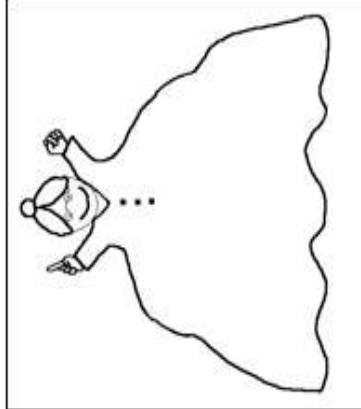
There Was An Old Lady Who Swallowed A Fly



There Was An Old Lady Who Swallowed A Fly

			
Fly	Spider	Bird	Cat
			
Dog	Goat	Cow	Horse

There Was An Old Lady Who Swallowed A _____

There Was An Old Lady Who Swallowed A Fly

